

Maximize Your Membership

The Coalition for Compassionate Care of California works to improve quality of life and care for persons with serious illness and those who care for them.

Your organization's leaders have joined CCCC in this ongoing effort, and to make available to you all the benefits of membership in CCCC. Here are some tips for how to engage with us, set up your account to ensure you receive our communications, and maximize your membership!



BENEFITS OF MEMBERSHIP

- **Free Live Webinars**

As a CCCC member, you can participate in live, expert-led webinars at no cost. These sessions cover timely and practical topics across serious illness care, advance care planning, and palliative care. Continuing Education credits are always available for nurses and chaplains, and many webinars also offer CME—making it easy to stay current while meeting licensure requirements.

- **Free Access to the Webinar Library**

Members receive unlimited access to CCCC's on-demand webinar library, featuring more than 70 recorded sessions on a wide range of clinical, policy, and programmatic topics. Whether you're looking to deepen your expertise, train your team, or revisit a favorite session, this growing library is available anytime, at your convenience.

- **Discounted Rates for the Annual Summit and Professional Skills Trainings**

Membership unlocks significant savings on registration for CCCC's Annual Summit, often saving members hundreds of dollars. The Summit offers high-quality continuing education, including CEs and CMEs, along with opportunities to learn from national leaders, connect with peers, and engage in meaningful discussions that shape the future of serious illness care. Members also receive discounts on CCCC's other professional skills trainings, including the POLST Champion Certificate program.

- **Newsletter Subscription**

Stay informed and connected through CCCC's regular member newsletters. You'll receive curated updates on news and key updates affecting serious illness care—along with highlights of upcoming events, resources, and opportunities to engage with the broader CCCC community.

- **Public Policy Updates and Alerts**

Members gain access to CCCC's members-only public policy updates and action alerts, keeping you informed about legislative and regulatory developments that impact serious illness care in California and beyond. These insights help you stay ahead of changes, understand their implications, and engage in advocacy that strengthens care for patients and families.

Explore Our Resources

CCCC has more than 25 years of experience creating informational and educational materials. Our resources are expert reviewed to ensure accuracy, accessibility, and cultural appropriateness for the target audience.

Many of these materials are available in multiple languages. Print materials are available in packs of 25 each for healthcare professionals and in digital format for organizations. These resources are designed to support serious illness care. Explore these and other materials in the CCCC Online Store.



TRUSTED INFORMATION




POLST and POLST Consumer Brochure

CCCC is the “home” of the POLST program in California. POLST is a portable medical order set signed by a physician or APP, specifying the types and scope of medical treatment patients want when they can’t speak for themselves. CCCC brought the POLST to California, promoting legislation and working with CA EMSA and 25 local coalitions to roll out the program. CCCC continues to offer education and guidance to the public and providers to uphold the quality of the POLST program.



Decision Aids

Decision Aids explain the complex procedures of life-sustaining treatments using consumer-friendly language and evidence-based information. Aids are available in English, Spanish, Chinese, and Vietnamese. A set for pediatric patients is also available (English only). Now also available in digital format by subscription!



Thinking Ahead: My Life at the End

This booklet was created especially for developmentally disabled adults as a guide to making end-of-life decisions. Using words, symbols, and pictures that facilitate discussion and supported decision making, *Thinking Ahead* is available in English and Spanish.

Ask us about co-branding of print and digital materials!

Setting Up Your Account

To start receiving your benefits, you must have an account with CCCC. If you already have an account, you are all set. To set up a new account, follow these steps:

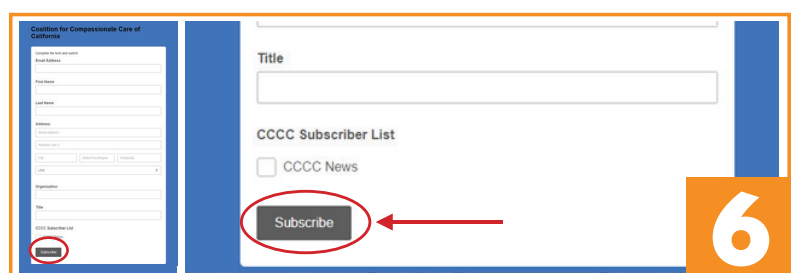
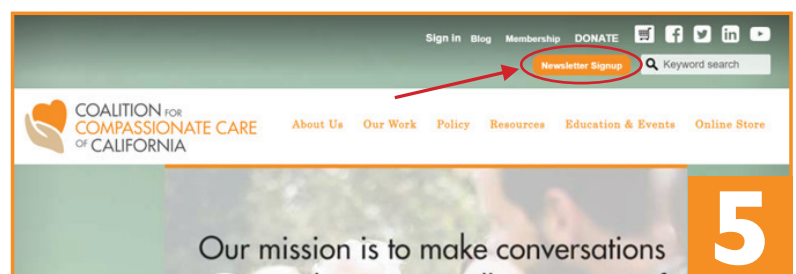
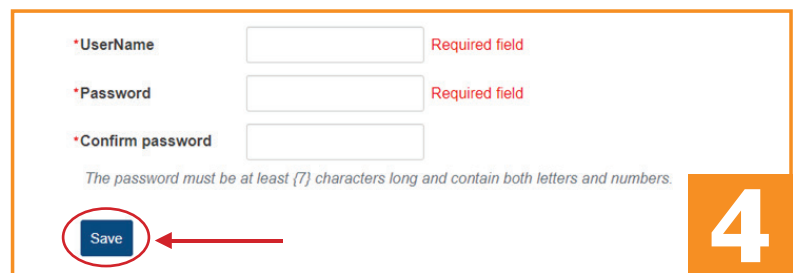
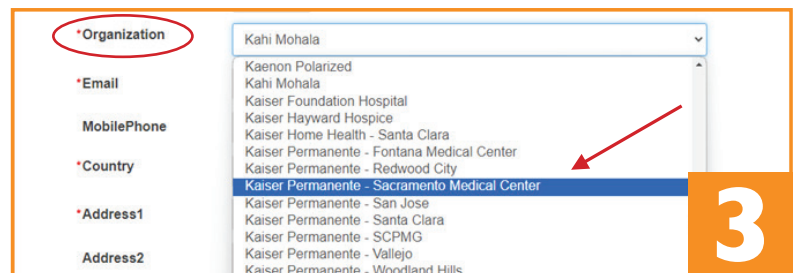
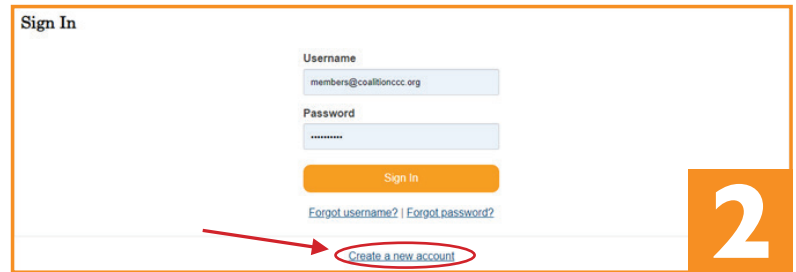
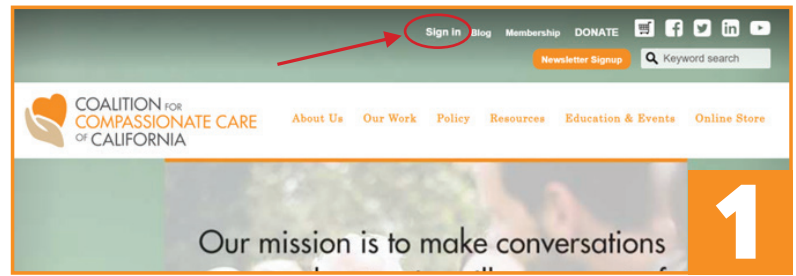
1. Go to our website (<https://coalitionccc.org/>) and click on **Sign In** at the top of the home page.
2. Once on the Sign in page, click on the **Create a new account** link at the bottom:
3. Fill in all your contact information into the Create an Account form. When selecting your organization, click in the **Organization** box and type the first letter of your organization's name. Scroll down to find the correct name and be sure to click on it to select it. ***This is especially important for employees of CCCC Organization Members.*** If your account is not properly linked to your organization, the program will not recognize your access to member benefits.
4. Next, select a **UserName** (it will default to your email address, but you can change it) and a **Password**, then click on the **Save** button at the bottom of the page.

That's it! You now have a CCCC account. Anytime you want to login to your account, click on the Sign In button on the home page, and enter your username and password.

As a member, you'll automatically receive our Policy Update and alert mailings (don't worry, they're not frequent), and you'll be eligible for FREE webinar registrations and discounted Summit registrations.


But wait, there's more!

5. To receive our regular newsletter, go to the home page again, and click on **Newsletter Signup**.
6. This will take you to the sign-up page. Complete the form and click **Subscribe** at the bottom.

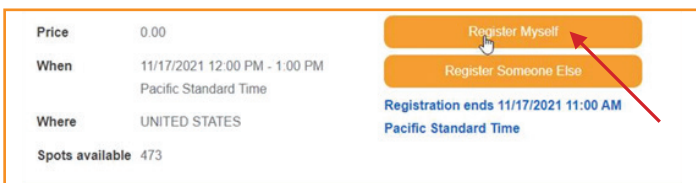


Register For Education

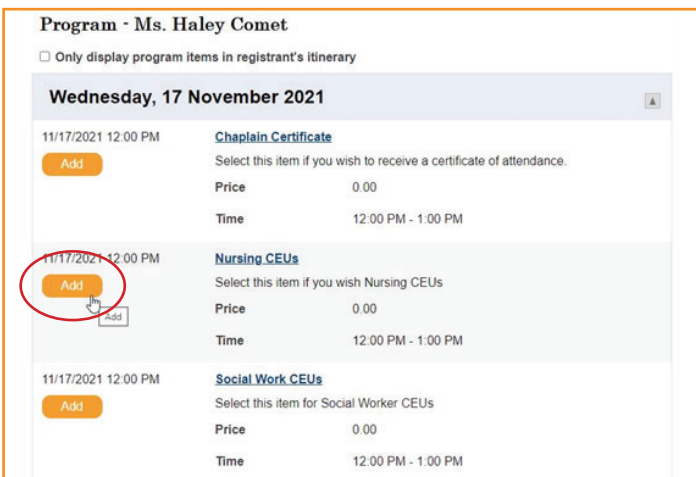
1. To register for an event with CEs, select the event from the **Education & Events** menu on the home page:



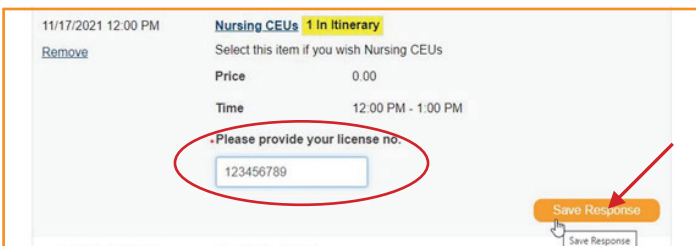
2. Click on the link to register for the event you wish to attend. Next, sign in to your account, then click **Register Myself** button:



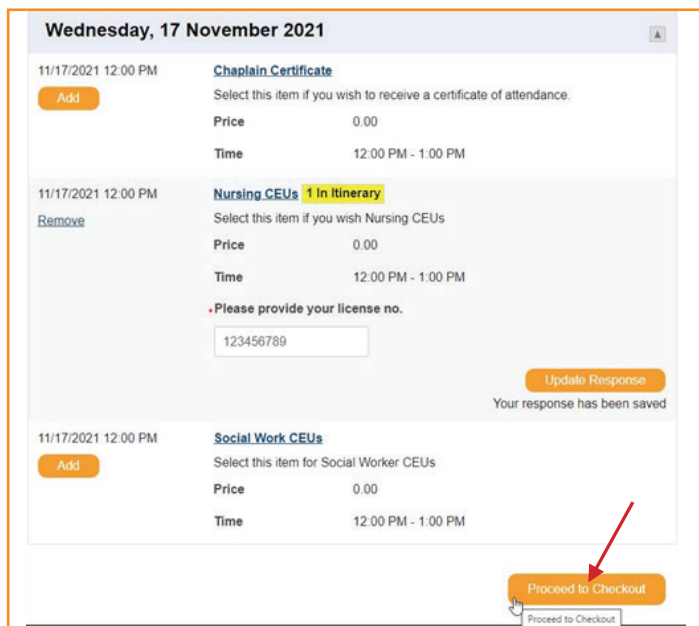
3. Scroll down to the **Program** section and click the **Add** button in the box for the appropriate CEs:



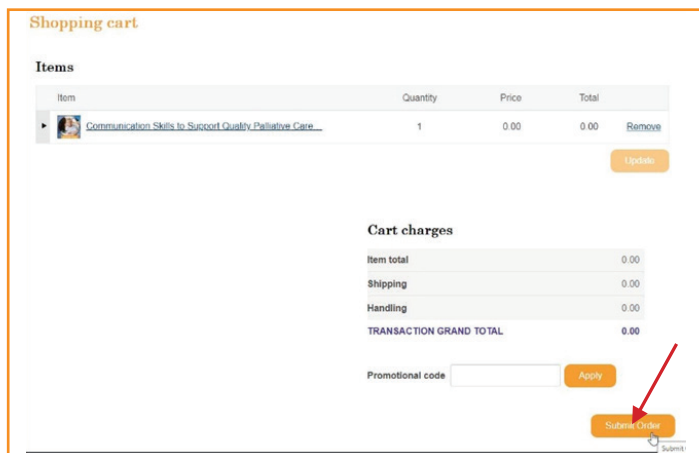
4. Enter your **license number** and click the **Save** button:



5. Scroll down to the end of the page and click the **Proceed to Checkout** button:



6. On the Shopping Cart page, click the **Submit Order** button.



You will know that your registration was successful when you see a confirmation page and you receive an immediate "Thank you for your engagement" email from info@coalitionccc.org. This will be followed by a second email to confirm your registration in the next 1–2 business days, and then, if the event is virtual, you will receive an email from Zoom with your unique link to join the webinar.